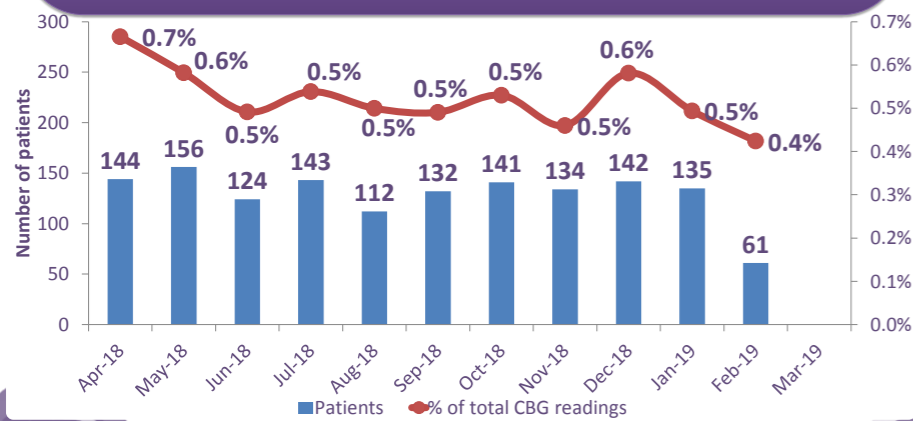


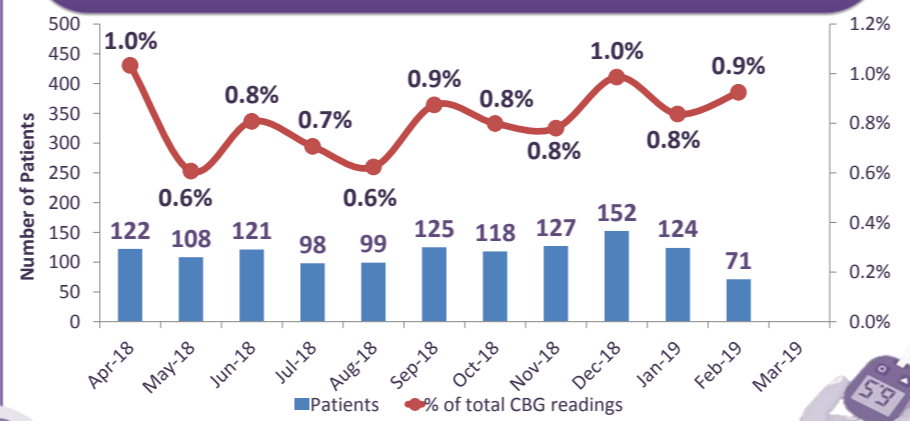
# INSULIN SAFETY DASHBOARD - ADULT INPATIENTS

KPI Ref	Indicators	Board Director	Lead Officer	Baseline	18/19 Target	Red RAG/ Trajectory/Exception Report Threshold (ER)	Apr-18	May-18	Jun-18	Jul-18	Aug-18	Sep-18	Oct-18	Nov-18	Dec-18	Jan-19	Feb-19	Mar-19	YTD
KPI 1	Severe hypoglycaemia (below 3 mmol/l) - % of total CBG readings recorded on eObs which were <3.0mmol/l	CF	JB	0.70%	TBC	0.7% or above	0.7%	0.6%	0.5%	0.5%	0.5%	0.5%	0.5%	0.5%	0.6%	0.5%	0.4%		0.5%
KPI 2	Severe hyperglycaemia (25.1 mmol/l or above) - % of total CBG readings recorded on eObs which were >25.1 mmol/l	CF	JB	1.00%	TBC	1% or above	1.0%	0.6%	0.8%	0.7%	0.6%	0.9%	0.8%	0.8%	1.0%	0.8%	0.9%		0.8%
KPI 3	% patients experiencing an insulin error (prescription or management)	CF	MC	45.5%	50% reduction	30% or above	25.6%			27.3%			22.8%			REPORTED QUARTERLY			22.8%
KPI 4	% patients experiencing a non-insulin (oral or non-insulin injectable therapy) error (prescription or management)	CF	MC	35.4%	50% reduction	30% or above	25.7%			11.8%			8.4%			REPORTED QUARTERLY			8.4%
KPI 5	Medical and Dental staff compliance with Insulin Safety training	CF	JB	40%	95%	Red if below trajectory for 18/19. End of Q1 = 50%, Q2 = 65%, Q3 = 75%, Q4 = 95%		40%	44%	48%	50%	58%	53%	59%	61%	61%	62%		62%
KPI 6	Nurse and Midwifery staff compliance with Insulin Safety training	CF	JB	56%	95%	Red if below trajectory for 18/19. End of Q1 = 50%, Q2 = 65%, Q3 = 75%, Q4 = 95%		56%	60%	66%	72%	78%	73%	77%	82%	82%	81%		81%
KPI 7	Hypoglycaemia occurring >6 hours after admission requiring injectable (iv or im) rescue treatment - number of episodes/month	CF	KH	N/A	TBC	TBC	NEW INDICATOR					7	7	3	4	4	1		26
KPI 8	NEW onset DKA >24 hours after admission - number of episodes/month	CF	KH	1	0	1	NEW INDICATOR					0	0	0		0	0		0
KPI 9	NEW onset HHS >24 hours after admission - number of episodes/month	CF	KH	N/A	0	1	NEW INDICATOR					0	0	0	0	0	0		0
KPI 10	NEW onset diabetes foot ulcer occurring >72 hours after admission (reported one month in arrears) - number of episodes/month (All cases unavoidable)	CF	KH	N/A	0 (avoidable)	1 unavoidable	NEW INDICATOR					3	5	1	4				13

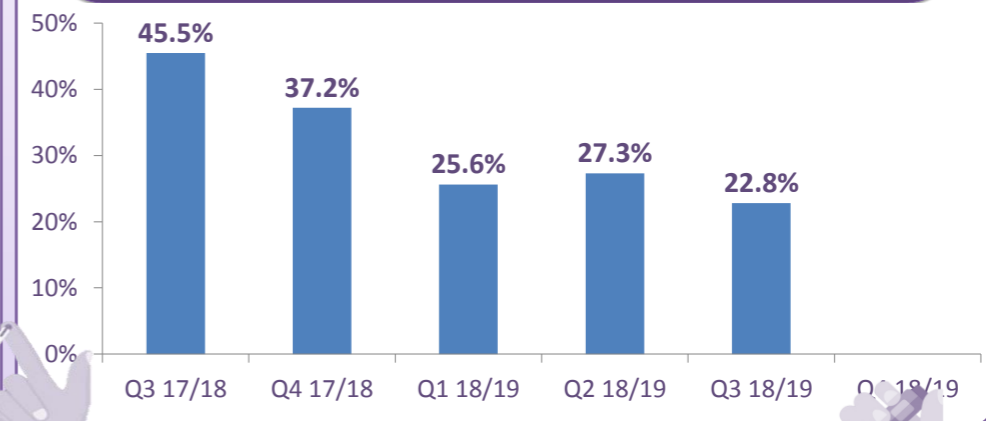
Severe hypoglycaemia (below 3 mmol/l) - % of total CBG readings recorded on eObs which were <3.0mmol/l



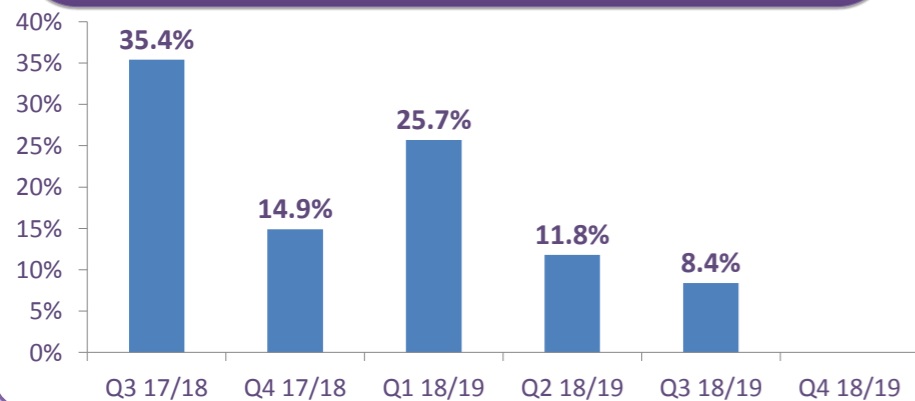
Severe hyperglycaemia (above 25.1 mmol/l) - % of total CBG readings recorded on eObs



% patients experiencing an insulin error (prescription or management)



% of patients experiencing a non-insulin error (prescription or management)



Medical and Dental staff compliance with Diabetes training



Nurse and Midwifery staff compliance with Diabetes training

